

BRENT® WHEELS FOR BEGINNERS



BRENT® IE WHEEL

IDEAL FOR BEGINNERS, SCHOOL OR HOME STUDIO

Handles 75 lbs. continuously, 1/4 hp, 6 amp motor, 70 dB(A)

22833M	Model ie, 110-120V.....	\$1,295.00
22800X	Model ie, 220-240V, CE.....	\$1,350.00

SSU=1, Shipping Weight 80 lbs.

Model ie-r (reversing)

22897M	Model ie-r, 110-120V, reversing.....	\$1,395.00
--------	--------------------------------------	------------

SSU=1, Shipping Weight 80 lbs.



BRENT® IE-X WHEEL

IDEAL FOR BEGINNERS, SCHOOL OR ART CENTER

Handles 100 lbs. continuously, 1/3 hp, 6 amp motor, 70 dB(A)

22900R	Model ie-x, 110-120V, reversing.....	\$1,475.00
22901P	Model ie-x, 220-240V, reversing, CE.....	\$1,525.00

SSU=1, Shipping Weight 98 lbs.

BRENT® IE/IE-X WHEEL FEATURES:

- **Electronic variable speed control for optimal torque at all speeds**
Wheel speed remains constant under varying loads
- **Reversing switch (standard on ie-x and ie-r)**
Forward/reverse has neutral/safety position for smooth transitions and use as a banding wheel
- **Steel frame and adjustable steel powder-coated legs**
Legs adjust to make dual tabletop/floor model for storage/portability
Legs extend 20"-25" for floor model use or remove to convert to 13" tabletop model
- **Recycled high density poly table top**
- **Self-tensioning, seamless 4-groove poly-v-belt drive for smooth operation**
- **Machined cast aluminum wheel head (12"-ie, 14" ie-x)**

Shipping weights are approximate.

- **Durable cast aluminum foot pedal**
Delivers smooth control and speed range of 10-240 rpm with 9' cord
- **Splash Pan**
- **AMACO Plasti-Bat (12"-ie, 14"-ie-x)**
- **"How to Throw on a Potter's Wheel" DVD (42 min.)**

UNSURPASSED STRENGTH AND DURABILITY
ie, ie-r, and ie-x Wheels 5 YEAR WARRANTY



WHEELS & ACCESSORIES

brentwheels.com



BRENT® WHEELS WITH CLASSIC CONTROL AND TEN YEAR WARRANTY




BRENT® B WHEEL IDEAL FOR ANY CLASSROOM

Handles 150 lbs. continuously, 1/2 hp, 5 amp motor, 70 dB(A)

22604E	Model B Wheel, 110-120V	\$1,690.00
22606G	Model B Wheel, 220-240V, CE	\$1,740.00

SSU=1, Shipping Weight 130 lbs.




BRENT® C WHEEL IDEAL FOR ART CENTERS

Handles 225 lbs. continuously, 3/4 hp, 7 amp motor, 70 dB(A)

22608J	Model C Wheel, 110-120V	\$1,740.00
22610L	Model C Wheel, 220-240V, CE	\$1,800.00

SSU=1, Shipping Weight 130 lbs.



BRENT® CLASSIC CONTROLLER FEATURES:

- **Electronic variable speed control for optimal torque at all speeds**
Wheel speed remains constant under varying loads
- **Quiet operation**
Electronic noise filtering for quiet operation
- **Easy-to-read indicator light**
Protrudes from control box for viewing from potter's stool

- **EZ-feel toggle switches are easy to locate**
On/off switch with additional forward/reverse switch
Forward/reverse has neutral/safety position for smooth transitions and use as banding wheel
- **Easy-to-service modular connections for motor and foot pedal**

UNSURPASSED STRENGTH AND DURABILITY

B AND C WHEELS 10 YEAR WARRANTY

Receive a \$100 Product Rebate from manufacturer with purchase.



FILTERED SCR QUIET CONTROLLER WITH AUTO LOAD REGULATION FOR CONSTANT RPM



WHEELS & ACCESSORIES

brentwheels.com



BRENT® CXC WHEEL IDEAL FOR PROFESSIONAL POTTERS

Handles 300 lbs. continuously, 1 hp, 10 amp motor, 70 dB(A)

22727G	Model CXC Wheel, 110-120V	\$1,850.00
22728H	Model CXC Wheel, 220-240V, CE	\$1,895.00

SSU=1, Shipping Weight 130 lbs.



BRENT® EX WHEEL IDEAL FOR LARGE SCALE WORK

Handles 450 lbs. continuously, 1½ hp, 15 amp motor, 70 dB(A)

22573A	Model EX Wheel, 110-120V.....	\$1,950.00
--------	-------------------------------	------------

SSU=1, Shipping Weight 130 lbs.

BRENT® WHEEL FEATURES:

- **Permanent magnet DC motor for high torque at all speeds**
- **6-Groove poly-v-belt drive with automatic tensioning**
Seamless belt stays tight for maximum performance and smooth operation
- **All-steel construction, solid steel table with durable poly cover**
Steel legs are powder-coated for corrosion and scratch-resistance
- **Durable cast aluminum foot pedal with 4 foot cord**
Delivers smooth control and speed range of 10-240 rpm
- **Splash Pan**
- **"How to Throw on a Potter's Wheel" DVD (42 min.)**

Shipping weights are approximate.

- **BRENT® B WHEEL:**
Includes a machined cast aluminum 12" wheel head and 12" AMACO® Plasti-bat®
- **BRENT® C, CXC, EX WHEELS:**
Includes a machined cast aluminum 14" wheel head and 14" AMACO® Plasti-bat®

UNSURPASSED STRENGTH AND DURABILITY

CXC AND EX WHEELS 10 YEAR WARRANTY

Receive a \$100 Product Rebate from manufacturer with purchase.

To choose the most suitable wheel, see our wheel comparison chart on pages 68-69.



BRENT® ADAPTABLE WHEEL WITH CLASSIC CONTROL



BRENT® 16 WHEEL FITS THROUGH 36" DOORS



Handles 150 lbs. continuously, 1/2 hp, 5 amp motor, 70 dB(A)

22666E Model 16 Wheel, 110-120V.....\$3,390.00

22613P Model 16 Wheel, 220-240V, CE.....\$3,490.00

SSU=1, Shipping Weight 310 lbs.

UNSURPASSED STRENGTH AND DURABILITY

MODEL 16 WHEEL 10 YEAR WARRANTY

Receive a \$100 Product Rebate from manufacturer with purchase.



BRENT® 16 WHEEL FEATURES:

- Permanent magnet DC motor for high torque at all speeds
- 6-Groove poly-v-belt drive with automatic tensioning
Seamless belt stays tight for maximum performance and smooth operation
- All-steel construction, solid steel table and durable poly cover
Steel legs and table are powder-coated for corrosion and scratch-resistance
- Durable cast aluminum foot pedal with 4 foot cord
Delivers smooth control and speed range of 10-240 rpm
- Machined cast aluminum 12" wheel head
Marked with concentric circles and includes two bat pins
- Splash Pan
- 12" AMACO® Plasti-bat®
- "How to Throw on a Potter's Wheel" DVD (42 min.)

BRENT® 16 ADAPTIVE FEATURES:


- Adjustable
Height of the throwing head adjusts from 21"-35" so wheel can be used while standing, with a stool, or from a wheel chair. Can accommodate a wheel chair 33 1/2" wide at the base with a seated clearance of 12 7/8"-26 7/8".
- Mobile
Fits through any 36" door and rolls into position easily on its hard rubber casters
- Stationary during throwing
Four rubber feet raise the casters off the floor to hold wheel in place

BRENT® CLASSIC CONTROLLER FEATURES:


- Electronic variable speed control for optimal torque at all speeds
Wheel speed remains constant under varying loads
- Quiet operation
Electronic noise filtering for quiet operation
- Easy-to-read indicator light
Protrudes from control box for viewing from potter's stool
- EZ-feel toggle switches are easy to locate
On/off switch with additional forward/reverse switch
Forward/reverse has neutral/safety position for smooth transitions and use as banding wheel
- Easy-to-service modular connections for motor and foot pedal

CENTER YOUR CLAY. THE FIRST TIME. EVERYTIME.


CENTERING CLAY JUST GOT EASIER. NOW YOU HAVE "TRAINING WHEELS" FOR THE CENTERING PROCESS. THE QUICKCENTER™ AUTOMATICALLY CENTERS UP TO 4 POUNDS OF CLAY.




1 Push QuickCenter™ canister into wedged clay




2 Transfer canister with clay into QuickCenter™ bat




3 Push down plunger to release clay




4 Throw piece while leaving 1/2" of clay at bottom



5 Remove pot and set aside to dry



6 Remove clay from recessed area in bat with Ejector



Shipping weights are approximate.

QUICKCENTER™ SYSTEM COMPONENTS:

With the QuickCenter™ System, students can feel 'center' and develop confidence while successfully throwing on the wheel the very first time.

- **Special QuickCenter™ Bat Set**
One universal adaptor and one recessed bat (14" diameter), QuickCenter™ bat pins
- **Simple-to-use QuickCenter™ Canister/Plunger**
8" approximate height
- **Set of 5 False Bottoms**
Only one false bottom is used at a time, which drops into the recessed bat. Four replacements are included in the event one is misplaced or lost.

22869E	QuickCenter™ Complete System.....	\$224.00
		SSU=1, Shipping Weight 7 lbs.
22891D	QuickCenter™ False Bottom Set (5).....	\$21.60
		SSU=1, Shipping Weight 1 lb.
22882T	Universal Adaptor, 14" diameter.....	\$28.00
		SSU=1, Shipping Weight 3 lbs.
22883V	Recessed Bat, 14" diameter.....	\$23.00
		SSU=1, Shipping Weight 2 lbs.
22896K	Clay Plunger.....	\$105.00
		SSU=1, Shipping Weight 2 lbs.
22898N	Ejector.....	\$4.60
		SSU=1, Shipping Weight 2 oz.
QuickCenter™ Bat Pins		
22885X	QuickCenter™ Bat Pins.....	\$11.20
		SSU=1, Shipping Weight 2 oz.

Package includes two sets of QuickCenter™ bat pins to accommodate all years and models of brent® potter's wheels. Contains: (2) 1 1/2" pins, (2) 2 1/4" pins, and (2) wing nuts.

NOTE: For use with QuickCenter™ system only.





BRENT® TABLETOP ACCESSORIES

WHEELS & ACCESSORIES



Wheel sold separately.



Wheel sold separately.

WORKTABLES

These two individual tables attach to the rear legs of brent B, C, CXC, and EX wheels (also fits ie, ie-r and ie-x models made after January, 2009). Each table height or rotation can be adjusted for custom fit. Buy as a set or as separate tables. Only the larger (22877M) has a cut out for holding a cup for tools or water.

22879P brent® WorkTables, Set—One of each table and two sets of supports and knobs**\$311.00**
SSU=1, Shipping Weight 18 lbs.

22876L brent® WorkTable, 16" x 10" including one set of supports and knobs**\$158.00**
SSU=1, Shipping Weight 10 lbs.

22877M brent® WorkTable, 18" x 10" with cut out for cup holder (cup included), one set of supports and knobs**\$158.00**
SSU=1, Shipping Weight 10 lbs.

WORKSTATION

Our user-friendly curved table attaches to the the rear legs of brent B, C, CXC, and EX wheels (also fits ie, ie-r and ie-x models made after January, 2009). Table height is adjustable as well as forward and back positions for a custom fit. Has two cut outs for cup holders to hold tools and water (only large cup included).


22878N brent® Curved WorkStation, 35¹/₄" x 18⁵/₁₆"**\$311.00**
SSU=1, Shipping Weight 22 lbs.




WHEEL PARTS

brent® full component parts are now available on-line for current and older models. Visit our website for more information. <http://www.amaco.com/t/parts/brent>

THROWING BATS FOR WHEEL HEADS

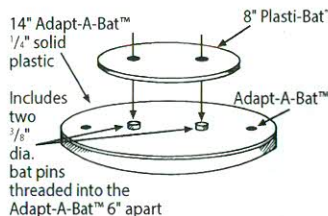


32343B



ADAPT-A-BAT™

The Adapt-A-Bat™ allows the use of 8" and 10" bats on larger wheel heads which are not drilled to accept smaller size bats. Made of 1/4" thick rigid plastic, won't swell or shrink, easy to clean, and waterproof.



Adapt-A-Bat™ with bat pin holes 10" apart on center

32340W Adapt-A-Bat™, 14" diameter..... **\$42.40**
SSU=1, Shipping Weight 3 lbs.

32343B Adapt-A-Bat™ PLUS, (2) 8" & (2) 10" Plasti-Bats **\$76.30**
SSU=1, Shipping Weight 4 lbs.

PLASTI-BAT®

ALMOST INDESTRUCTIBLE!

Made of 1/4"-1/3" thick rigid plastic, won't swell or shrink, easy to clean, and waterproof. Resistant to most chemicals.

Plasti-bat® with bat pin holes 10" apart on center.

NOTE: 8" and 10" Plasti-bats are drilled 6" apart to fit Adapt-A-Bat™.

32326E 8" diameter..... **\$11.10**
32328G 10" diameter..... **\$13.45**
32331K 12" diameter..... **\$17.50**
32333M 14" diameter..... **\$22.25**
SSU=12


32335P 16" diameter..... **\$33.90**
32337S 18" diameter..... **\$44.50**
32339V 20" diameter..... **\$53.00**
SSU=3

BAT PINS

Package includes complete sets of bat pins to accommodate all years and models of brent® potter's wheels.

Includes (2) 1/2" bat pins, (2) 1 1/4" bat pins, and (2) wing nuts.

22135X Bat Pins..... **\$11.50**
SSU=1




CANVAS COVERED BOARD

Each board is a portable clay work surface for wedging and rolling clay which can also be moved and stored easily. Keeps hand-built projects handy for many days. Absorbent canvas for water-based clays prevents sticking to work surfaces. Lightweight, 10" x 10" x 1/4" board.

32348L 10" x 10" Canvas Covered Board..... **\$15.35**
SSU=6, Shipping Weight 5 lbs.

32349G 10" x 10" Canvas Covered Board Kit, contains 10 boards..... **\$137.80**
SSU=1, Shipping Weight 8 1/2 lbs.



SQUARE PLASTI-BAT®

9" square Plasti-Bat® (with pre-drilled pin holes 10" apart) increases shelf storage space. Fits standard wheelheads.


32344C 9" x 9"..... **\$11.10**
SSU=12, Shipping Weight 13 lbs.

Shipping weights are approximate.





WHEELS & ACCESSORIES



GIFFIN GRIP®

Three arms gently hold your leather-hard or bisque pot to trim, wax, or band. After an initial one-time adjustment, the Giffin Grip® simply snaps on and off your wheel. Includes Giffin Grip®, basic and wide slider sets with 2", 4" and 6" arms.

33052G Giffin Grip®..... **\$398.00**
SSU=1, Shipping Weight 6 lbs.



POTTER'S STOOL

18" high stool with 14" top and tempered hard-board seat.


22636T Potter's Stool..... **\$92.00**
SSU=1, Shipping Weight 9 lbs.

WHEEL HEAD AND LEG ACCESSORIES



BRENT® BLACK SPLASH PAN

Optional black splash pan fits all brent® wheels.
22930B Black Splash Pan..... **\$54.00**
SSU=1, Shipping Weight 4 lbs.



BRENT® SPLASH PAN

High density polypropylene pan *snaps on* under the top bearing housing and fits all brent® wheels. Catches excess water. Easily removed for cleaning.


22281F Gold Splash Pan..... **\$54.00**
SSU=1, Shipping Weight 4 lbs.



SEAT

This sturdy seat attaches directly to brent® B, C, CXC, and EX wheels (also fits ie and ie-x models made after January, 2009). Seat height adjusts from 19" to 25 1/2" for maximum comfort while throwing.

22635S Seat **\$337.00**
SSU=1, Shipping Weight 22 lbs.



**LEG EXTENSION KIT
NEW AND IMPROVED DESIGN!**

2 1/2" heavy gauge steel tubing makes this a stronger, sturdier design with curved weight displacement for stabilization. Fits all brent® B, C, CXC, and EX wheels (also fits ie and ie-x models made after January, 2009). Legs adjust from 32 1/2" to 37 1/2" in 1 1/2" increments. Also fits other wheel brands with 2 3/8" diameter leg tubes!

22927X Leg Extension Kit..... **\$282.00**
SSU=1, Shipping Weight 22 lbs.

Item number 22065H Leg Extension Kit is no longer available.



BRENT® BOOTIES

Set of three leg risers allow you to raise your wheel 2 or 4 inches. Fits all brent® B, C, CXC, and EX wheels (also fits ie and ie-x models made after January, 2009).

22785E brent® Booties (set of 3)..... **\$44.00**
SSU=1, Shipping Weight 9 lbs.

Shipping weights are approximate.