

# DEBCOR CERAMIC FURNITURE

## CONSOLIDATE AND ORGANIZE YOUR CERAMIC PROGRAM


**DEBCOR CERAMIC CABINETS** are designed and engineered specifically to the requirements of the functional ceramic work areas. They offer exceptional quality, security and service.

Features:


- cabinets of heavy gauge, welded steel construction, shipped set-up ready for use
- furnished with two heavy duty hinged doors to allow full use of shelves
- doors have "overlap" construction with positive 3-point locking mechanism; satin chrome locking handles with 2 keys
- metal surface cleaned and bonderized before painting

### Large Damp Cabinet ... Model #9100

Designed to keep your "works in process" in moist workable condition. Cabinet body is 19 gauge welded steel with 16 gauge supports. Cabinet is "air-sealed" by foam rubber gasketed doors. Doors and all exterior walls are "double-walled" with an internal layer of anodized sheet aluminum. Heavy duty bolt-on shelves have aluminum surface and are supplied with water retaining bats. 36" x 19" x 83" Cabinet Dark Brown/ Antique Gold doors, 4 shelves. Shpg. wt. 275 lbs. class 100  
**\$ 2196.00**



#9100



### Small Damp Cabinet-Base Type ... Model #9150


Offers the same construction features as above. Furnished with two shelves, each having one highly absorbent bonded foam bat. 36" x 19" x 31". Dark Brown/Antique Gold doors. Shpg. wt. 150 lbs. class 100  
**\$ 1015.00**

### Bonded Foam Bats only (not illustrated) ... Model #9190


Additional 18" x 36" x 1 1/8" thick foam bats may be ordered as spares (one per shelf). Shpg. wt. 10 lbs. (set of 4)  
**\$ 72.00**

### Large Drying Cabinet ... Model #9200

Designed for drying and storing your green-ware or, store and protect other special "pieces" from damage. Constructed of 13 gauge angles welded to 3/4"-16 gauge "expanded steel mesh." Top and bottom pans are 16 gauge steel fully welded and reinforced for extra heavy duty service. Design provides full air circulation throughout the cabinet. Four welded shelves are constructed with sheets of 1/8" perforated hard-board. Size 36" x 19" x 83". Dark Brown/Antique Gold doors. Shipping. wt. 200 lbs. class 100  
**\$ 1672.00**



#9200




#9250

### Small Drying Cabinet-Base Type ... Model #9250

Offers the same construction features as above. This unit is furnished with 2 large angle-frame shelves covered with 1/8" tempered pegboard. Cabinet size 36" x 19" x 31". Dark Brown/Antique Gold doors. Shipping wt 125 lbs.  
**\$ 865.00**

### Combination Damp and Dry Work-Unit ... Model #9300


Ideal for classrooms, workshops and studios where storage and work space is limited. Can be used as a group instruction center or student work station. This unit combines the advantages of both the damp and dry cabinets with same specifications. Heavy duty moisture resistant formica top - 1 1/4". Overall cabinet 72" x 24" x 32 1/4". Dark Brown/Antique Gold doors. Shpg wt 300 lbs.  
**\$ 2090.00**



#9300

### Portable Clay Storage Cart ... Model #9405

Ideal for bulk clay storage, keeping clay moist and workable, with added feature of mobility. This new heavy duty, all steel constructed cart, with removable plastic clay container and lid, accommodates approximately 140# of clay. Cabinet has hinged lid for easy access. 4" ball-bearing swivel wheels for easy mobility. Overall cabinet size 17 1/2" x 13 1/2" x 28 1/2". Dark Brown/Antique Gold doors. Shpg. wt. 31 lbs. (Can ship UPS) class 100  
**\$ 397.00**



#9405



#9500  
#9550

### Mobile Heat Proof Kiln Carts

Mobility and safety are the prime features of these kiln carts. These sturdy rugged carts are made of 16 gauge steel legs with 19 gauge trays. Each of the three trays are covered with non-asbestos millboard to make the handling of projects safe and easy right from the kiln. (Can ship UPS) Grey. Class 70

Model #9500 16" x 30" x 32". Shpg. wt. 60 lbs. **\$ 432.00**

Model #9550 24" x 36" x 32". Shpg. wt. 71 lbs. **\$ 538.00**

### Wares Truck ... Model #9605

This truck of 12 gauge steel, welded construction on 4" casters, provides easy mobility of your wares. A variety of uses; excellent for cooling wares after firing or moving from place to place. Can also be used for green-ware drying. Furnished with 12 plywood "half shelves" for maximum flexibility each measuring 12" x 28" x 1/2". Overall truck size 24" x 32" x 54" high. Dark Brown. Shpg. wt. 125 lbs. (Can ship UPS) class 70  
**\$ 558.00**


### Wares Truck W/O Shelves ... Model #9606

Same features as above without plywood shelves. Shpg. wt. 60 lbs. (Can ship UPS) class 70  
**\$ 457.00**



#9605

# DEBCOR CERAMIC FURNITURE



## Wedging Board ... Model #9615

480 sq. in. of wedging area! Heavy duty steel 20" x 24" x 2½". Furnished with fine steel cutting wire, and canvas "snap-on" wedging cloth. Plaster not furnished. Dark Brown.  
Ship wt. 16 lbs. (Can ship UPS) class 100

**\$ 192.00**



## Clay Bin with Wedging Board ... Model #9420

Excellent for areas where storage is limited, and provides maximum convenience for the ceramicist. Heavy duty steel cabinet with removable plastic clay container and lid. Inside "tilt out" bin opening provides easy access and holds approx. 140# of clay. Cabinet 20"D x 20" W x 30"H. Wedging Board 20" x 24" x 2½" bolts on to the cabinet. Plaster not included. Dark Brown /Antique Gold doors.  
Ship wt. 71 lbs. class 100

**\$ 464.00**



## Wedging Stand ... Model #9630

Heavy duty steel table for wedging or kneading clay before forming. Stand is 19"D x 20"W and adjusts from 30" to 36" in height. 20" x 24" x 21/2" Wedging Board forms the top surface. Plaster not furnished. Furnished with canvas "snap-on" wedging cloth and fine steel cutting wire, with adjustable hook to keep taut. Dark Brown.  
Ship wt. 39 lbs. (Can ship UPS) class 100

**\$ 457.00**

## Ceramic Work Table

This sturdy all-purpose work table is available in a variety of sizes and with adjustable height. Ideal for ceramic workshops, studios and labs. Formica top resists liquids and cleans easily. Drawers are available (14"x20"x 6" deep). When ordering drawers you must specify AC-1420 and add class 70



Model No.	Top Size In.	Price	Shpg. Wt. Lbs.
<b>AC-2448</b>	24 x 48	<b>\$ 492.00</b>	106
<b>AC-2460</b>	24 x 60	<b>\$ 529.00</b>	124
<b>AC-2472</b>	24 x 72	<b>\$ 574.00</b>	145
<b>AC-3048</b>	30 x 48	<b>\$ 520.00</b>	122
<b>AC-3060</b>	30 x 60	<b>\$ 560.00</b>	144
<b>AC-3072</b>	30 x 72	<b>\$ 626.00</b>	168
<b>AC-3096</b>	30 x 96	<b>\$ 988.00</b>	228



## Art Carts:

Ideal for transporting materials from area to area.  
5" heavy-duty hard rubber casters, 2 swivels.  
Overall height is 32".  
Grey. Class 70

Model No.	Tray Size	# of Trays	Price	Ship Wt.
<b>AR2-2436</b>	24x36	2	<b>\$ 218.00</b>	47
<b>AR3-2436</b>		3	<b>\$ 276.00</b>	57
<b>AR2-1630</b>	16x30	2	<b>\$ 185.00</b>	33
<b>AR3-1630</b>		3	<b>\$ 232.00</b>	41